



To Have Student's Change Their @FLBOE Passwords Please Have Them Do The Following:



Mail ▾



COMPOSE



1. Log in to school email
2. Click on "My Account"

This account is managed by [flboe.com](#).
[Learn more](#)



Privacy

My Account

Add account

Sign out



5 am

ec 10

ec 10

Dec 9

Dec 8

Step 3: Click "Signing in to Google"



Welcome,

Control, protect, and secure your account, all in one place

My Account gives you quick access to settings and tools that let you safeguard your data, protect your privacy, and decide how your information can make Google services work better for you.



Sign-in & security >

Control your password and account-access settings.

[Signing in to Google](#)

[Device activity & notifications](#)

[Connected apps & sites](#)



Personal info & privacy >

Manage your visibility settings and the data we use to personalize your experience.

[Your personal info](#)

[Activity controls](#)

[Ads settings](#)

[Account overview](#)



Account preferences >

Set language, accessibility, and other settings that help you use Google.

[Language & Input Tools](#)

[Accessibility](#)

[Your Google Drive storage](#)

[Delete your account or services](#)

Welcome

Sign-in & security

Signing in to Google

Device activity & notifications

Connected apps & sites

Personal info & privacy

Your personal info

Activity controls

Ads settings

Account overview

Control your content

Signing in to Google

Control your password and account access, along with backup options if you get locked out of your account.

Make sure you choose a strong password

A strong password contains a mix of numbers, letters, and symbols. It is hard to guess, does not resemble a real word, and is only used for this account.

Step 4: Click "Password"

Password & sign-in method

Your password protects your account. You can also add a second layer of protection with 2-Step Verification, which sends a single-use code to your phone for you to enter when you sign in. So even if somebody manages to steal your password, it is not enough to get into your account.

Note: To change these settings, you will need to confirm your password.

Password	Last changed: September 8, 7:50 AM	>
-----------------	------------------------------------	---



2-Step Verification	Off	>
----------------------------	-----	---





Please re-enter your password

Step 5: Enter your password and click "Sign in"



[Need help?](#)

[Sign in with a different account](#)

Choose a strong password and don't reuse it for other accounts. [Learn more.](#)



Changing your password will sign you out of all your devices, including your phone. You will need to enter your new password on all your devices.

New password



Password strength:
Use at least 8 characters. Don't use a password from another site, or something too obvious like your pet's name. [Why?](#)

Confirm new password



CHANGE PASSWORD

